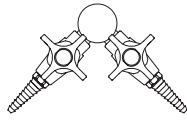


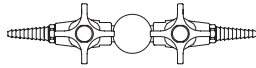
○ L2880-131WSA Needle Valve Assembly, Deck Mounted Single



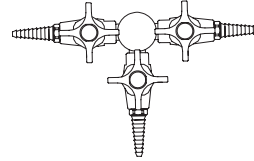
L2880-131WSA
Single



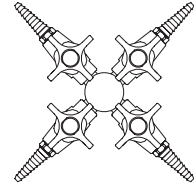
L2880-132AWSA
90° Double



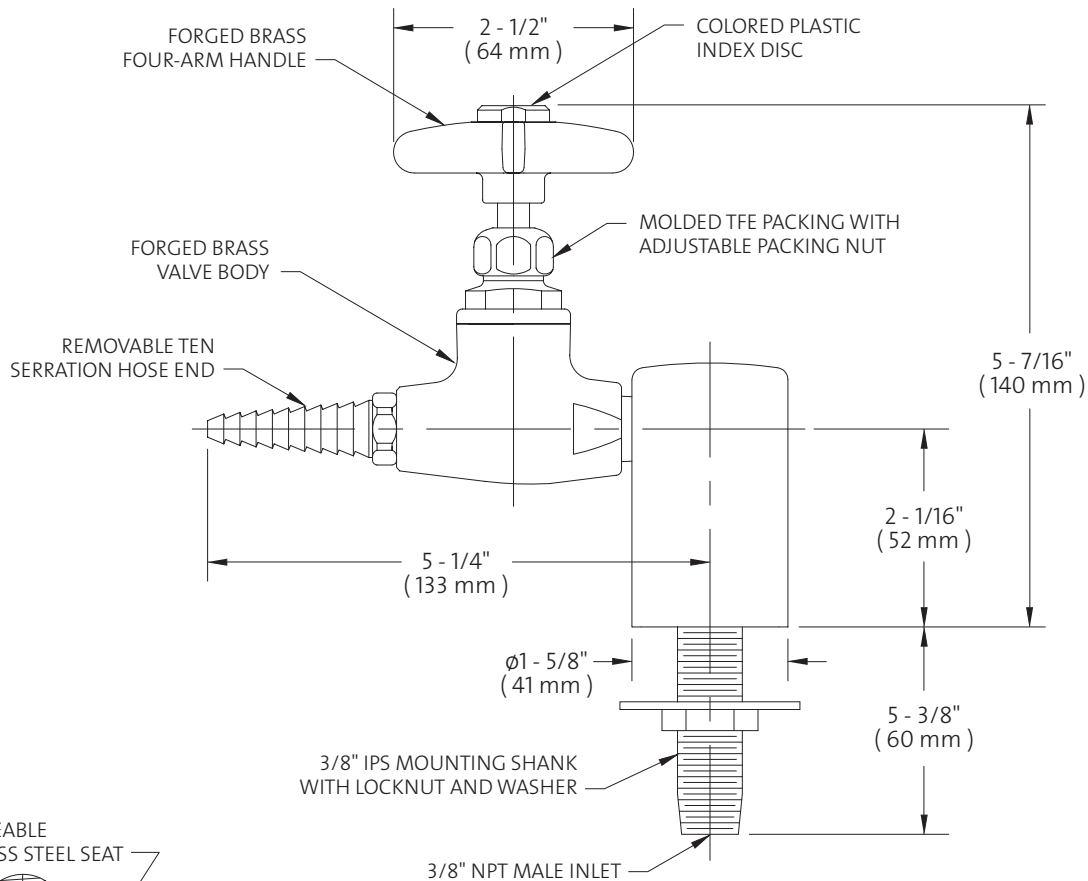
L2880-132SWSA
180° Double



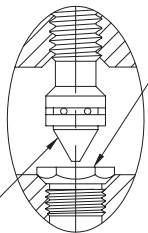
L2880-133WSA
3-Way



L2880-134WSA
4-Way



REPLACEABLE
STAINLESS STEEL SEAT



REPLACEABLE STAINLESS STEEL
FLOATING NEEDLE



NOTES:

1. VALVE IS CERTIFIED BY CSA INTERNATIONAL TO COMPLY WITH ANSI 21.12 AND CGA 9.1.
2. FIXTURE IS FULLY ASSEMBLED AND FACTORY TESTED AT 225 PSI NITROGEN PRESSURE. MAXIMUM WORKING PRESSURE IS 150 PSI.
3. SPECIFY IF CLEANING FOR OXYGEN AND HIGH PURITY GASES IS REQUIRED.

Measurements may vary $\pm 1/4$ ".

© 2008 / WaterSaver Faucet Co.